

Spec No.: ZTT 49544


Revision: 2

Date: May 7, 2015



TECHNICAL SPECIFICATION

Fig. 8 Optical Fiber Cable



Designer *June Zhu*
Senior Technical Manager

Approver *Felix Chen*
Chief Technical Engineer

Jiangsu Zhongtian Technology Co., Ltd.

No. 5 Zhongtian Road, NEATA, Nantong City, Jiangsu province, China Tel: +86-513-8919 1138 Fax: +86-513- 8359 9670

1. General

1.1 Scope

This listed specification covers the design requirements and performance standard for the supply of optical fiber cable in the industry. It also includes ZTT premium designed cable with optical, mechanical and geometrical characteristics.

Cable type	Application
OFC-4/8/12G.652D-Fig.8-HDPE	Self-supporting aerial installation cable

1.2 Cable Description

ZTT cable possesses high tensile strength and flexibility in compact cable sizes. At the same time, it provides excellent optical transmission and physical performance.

1.3 Quality

Excellent quality control is achieved through intense in-house quality check and stringent audit acceptance by ISO 9001.

1.4 Reliability

Initial and periodic product qualification tests for performance and durability are performed rigorously to ensure product reliability.

1.5 Reference

The cable which ZTT offered are designed, manufactured and tested according to international standards as follows:

IEC 60793-1	Optical fiber Part 1: Generic specifications
IEC 60793-2	Optical fiber Part 2: Product specifications
IEC 60794-4	Optical fiber cables-Part 4: Sectional specification-Aerial optical cables along electrical power lines
ITU-T G.650	Definition and test methods for the relevant parameters of single-mode fibers
ITU-T G.652	Characteristics of a single-mode optical fiber and cable
EIA/TIA 598	Color code of fiber optic cables

2. Optical Fiber

The optical fiber is made of high pure silica and germanium doped silica. UV curable acrylate material is applied over fiber cladding as optical fiber primary protective coating. The detail data of optical fiber performance are shown in the following table.


ITU/T G.652 optical fiber uses special spun device to successfully control the value of PMD to ensure stability during cabling.

G.652D Fiber

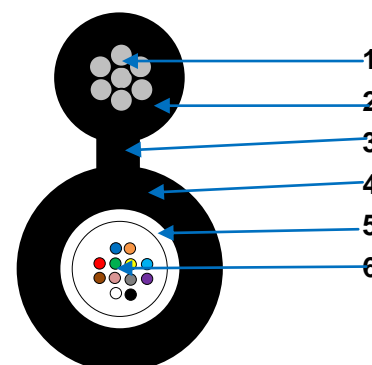
Category	Description	Specifications	
		Before cabling	After cabling
Optical Specifications	Attenuation @ 1310 nm	≤0.34 dB/km	≤0.36 dB/km
	Attenuation @ 1383 nm	≤0.34 dB/km	≤0.35 dB/km
	Attenuation @ 1550 nm	≤0.20 dB/km	≤0.22 dB/km
	Zero Dispersion Wavelength	1300~1324 nm	
	Zero Dispersion Slope	≤0.092 ps/nm ² ·km	
	PMD	≤0.2 ps/√km	
	Cable Cutoff Wavelength (λ_{cc})	≤1260 nm	
	Macro bending Loss (100 turns; Φ50 mm) @1550 nm	≤ 0.05 dB	
	(100 turns; Φ50 mm) @1625 nm	≤ 0.10 dB	
	Mode Field Diameter @1310 nm	9.2±0.4μm	
Dimensional Specifications	Cladding Diameter	125 ±1μm	
	Core/clad concentricity error	≤0.6μm	
	Cladding Non-Circularity	≤1.0%	
Mechanical Specifications	Proof stress	≥0.69Gpa	

3. Cable Structure

3.1 Cable Type: OFC-4/8/12G.652D-Fig.8-HDPE



The picture is only for reference.



Technical Characteristics

- The unique extruding technology provides the fibers in the tube with good flexibility and bending endurance
- The unique fiber excess length control method provides the cable with excellent mechanical and environmental properties
- Multiple water blocking material filling provides dual water blocking function

Construction:

1. Messenger wire (Zinc-coated steel wire)
2. Messenger wire sheath (HDPE)
3. Neck
4. Outer sheath (HDPE)
5. Loose tube
6. Fiber and jelly

Dimension and Properties

Physical	Fiber count	4 G.652D	8 G.652D	12 G.652D
	Messenger wire	1.0±0.1mm*7		
	Cable OD (W*H)	5.4*12.4mm ±5%	5.8*12.8mm±5%	
	Cable weight	89kg/km±15%	92kg/km±15%	
	Operation temperature range	-40 deg C to + 60 deg C		
	Installation temperature range	-10 deg C to + 60 deg C		
	Transport and storage temperature range	-40 deg C to + 60 deg C		
Mechanical	Max. tensile load	Short term: 2000N; long term: 600N		
	Crush resistance	1000 N/10cm		
	Minimal installation bending radius	20 x OD		
	Minimal operation bending radius	10 x OD		

Color code scheme: According to EIA/TIA 598

Fiber color	blue	orange	green	brown	gray	white	red	black	yellow	violet	pink	aqua
Tube color	natural											

Remark: The weight of zinc coating of uncoated wire surface shall be no less than 20g/m².

4. Test Requirements

Approved by various professional optical and communication product institution, ZTT also conduct various in-house testing in its own Laboratory and Test Center. ZTT also conduct test with special arrangement with the Chinese Government Ministry of Quality Supervision & Inspection Center of Optical Communication Products (QSICO). ZTT possess the technology to keep its fiber attenuation loss within Industry Standards.

The cable is in accordance with applicable standard of cable and requirement of customer. The following test items are carried out according to corresponding reference.

Routine tests of optical fiber

Mode field diameter	IEC 60793-1-45
Mode field Core/clad concentricity	IEC 60793-1-20
Cladding diameter	IEC 60793-1-20
Cladding non-circularity	IEC 60793-1-20
Attenuation coefficient	IEC 60793-1-40
Chromatic dispersion	IEC 60793-1-42
Cable cut-off wavelength	IEC 60793-1-44

Test list

4.1 Tension Loading Test

Test Standard	IEC 60794-1-2 E1
Sample length	No less than 50 meters
Load	Max. tension load
Duration time	1 minute
Test results	Fiber strain: $\leq 0.60\%$
	Additional attenuation: $\leq 0.1\text{dB}$
	No damage to outer jacket and inner elements

4.2 Crush/Compression Test

Test Standard	IEC 60794-1-2 E3
Load	Crush load
Duration time	1 minute
Test number	3
Test results	Additional attenuation: $\leq 0.1\text{dB}$
	No damage to outer jacket and inner elements

4.3 Impact Resistance Test

Test Standard	IEC 60794-1-2 E4
Impact energy	10J
Radius	300mm
Impact points	3
Impact number	1
Test result	Additional attenuation: $\leq 0.1\text{dB}$
	No damage to outer jacket and inner elements

4.4 Repeated Bending Test

Test Standard	IEC 60794-1-2 E6
Bending radius	20 X diameter of cable
Cycles	30 cycles
Test result	Additional attenuation: $\leq 0.1\text{dB}$
	No damage to outer jacket and inner elements

4.5 Torsion/Twist Test

Test Standard	IEC 60794-1-2 E7
Sample length	2m
Angles	±180 degree
cycles	5
Test result	Additional attenuation: ≤0.1dB
	No damage to outer jacket and inner elements

4.6 Bend Test

Test Standard	IEC 60794-1-2 E11B
Mandrel diameter	20 X diameter of cable
Turn number	4
Number of cycles	3
Test result	Additional attenuation: ≤0.1dB
	No damage to outer jacket and inner elements

4.7 Temperature cycling Test

Test Standard	IEC 60794-1-2 F1
Temperature step	+20℃ → -40℃ → +60℃ → -40℃ → +60℃ → +20℃
Time per each step	12 hrs
Cycles	2
Test result	After test, attenuation variation for reference value (the attenuation to be measured before test at +20±3℃) ≤ 0.10 dB/km

4.8 Water penetration Test

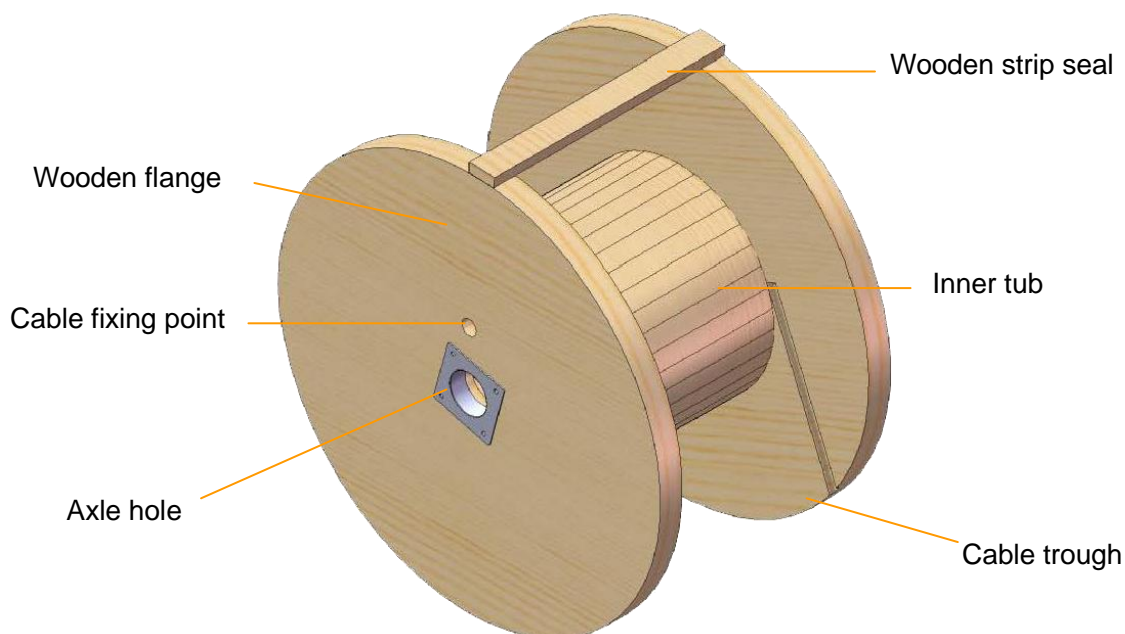
Test Standard	IEC 60794-1-2 F5 (except the messenger part)
Height of water column	1m
Sample length	3m
Test time	24 hrs
Test result	No water leakage from the opposite of the sample

4.9 Drip Test

Test Standard	IEC 60794-1-2 E14
Sample length	0.3m
Temperature	70 ℃
Duration	24 hrs
Test result	No filling compound shall drip from tubes

5. Packing and Drum

5.1 ZTT cables are packed in carton, coiled on Bakelite & wooden drum. During transportation, right tools should be used to avoid damaging the package and to handle with ease. Cables should be protected from moisture; kept away from high temperature and fire sparks; protected from over bending and crushing; protected from mechanical stress and damage.



5.2 The color of cable marking is white. (The printing shall be carried out at interval of 1 meter on the outer sheath of cable) The inner end of cable is then sealed with heat shrinkable end cap to prevent ingress of water and is made available for testing. The outer end of cable is equipped with heat shrinkable end cap. Outer sheath marking legend can be changed according to user's requests.

5.3 Outdoor cable packing

Bakelite & wooden drum

Strong wooden batten protection

6. Name of ZTT Optical Fiber Cable

Slotted Cable

OFC	Optical Fiber Cable
X	Fiber Count and Fiber Type <ul style="list-style-type: none"> Single mode fiber:G.652;G.655;G.657; Multimode fiber:OM1;OM2;OM3;OM4
Y	Slotted cable
K	Outer Sheath Material <ul style="list-style-type: none"> PE:Polyethylene PVC:Polyvinyl chloride FRPE:Fire retardant polyethylene LSZH:Low smoke zero halogen

e.g. OFC-24G.652D-Slotted cable-PE

Duct and Directly Buried Installation Cable (including Micro Cable, Ribbon Cable, Underwater Installation Cable)

OFC	Optical Fiber Cable
X1	Fiber Count and Fiber Type <ul style="list-style-type: none"> Single mode fiber:G.652;G.655;G.657; Multimode fiber:OM1;OM2;OM3;OM4
X2	<ul style="list-style-type: none"> /:Conventional cable R:Ribbon cable M:Micro cable
X3	<ul style="list-style-type: none"> F:FRP S:Steel wire C:Central tube
X4	Armor Type <ul style="list-style-type: none"> G:Glass yarns (tape) A:Aramid yarns St:Steel tape Al:Aluminum tape Sw:Steel wire Sw2:Double steel wires
Y	Installation Meathod <ul style="list-style-type: none"> D:Duct installation DB:Directly buried installation UW:Underwater installation
K	Outer Sheath Material <ul style="list-style-type: none"> PE:Polyethylene PVC:Polyvinyl chloride AT:Anti-tracking; FRPE:Fire retardant polyethylene LSZH:Low smoke zero halogen Nylon

e.g. OFC-12G.652D-FStD-PE

Name of ZTT Optical Fiber Cable

FTTx Cable

OFC	Optical Fiber Cable
X	Fiber Count and Fiber Type <ul style="list-style-type: none"> Single mode fiber:G.652;G.655;G.657; Multimode fiber:OM1;OM2;OM3;OM4
Y	FTTx Cable Type <ul style="list-style-type: none"> Drop cable Figure-8 drop cable Flat drop cable Duct drop cable Armored drop cable Simplex indoor cable Duplex indoor cable Distribution cable Branch cable
K	Outer Sheath Material <ul style="list-style-type: none"> PE:Polyethylene PVC:Polyvinyl chloride FRPE:Fire retardant polyethylene LSZH:Low smoke zero halogen

e.g. OFC-24G.657A1-Drop cable-PE

Aerial Installation Cable

OFC	Optical Fiber Cable
X	Fiber Count and Fiber Type <ul style="list-style-type: none"> Single mode fiber:G.652;G.655;G.657; Multimode fiber:OM1;OM2;OM3;OM4
SA	Self-supporting Aerial Installation Cable <ul style="list-style-type: none"> Fig.8 ADSS
Y	Span or installation force
K	Outer Sheath Material <ul style="list-style-type: none"> PE:Polyethylene PVC:Polyvinyl chloride AT:Anti-tracking; FRPE:Fire retardant polyethylene LSZH:Low smoke zero halogen

e.g. OFC-12G.652D-ADSS-100m span-AT