



DYNAmic Basic

19" DYNAmic Basic Free Standing Cabinets

19'' DYNAmic Basic Cabinets / W:600mm

W=600mm DYNAmic Basic Series Free Standing Cabinets

DYNAmic Basic series Networking Enclosures, provide maximum optimization resulted to an optimum performance in between quality and added value. While product gives maximum performance on cabling and networking infrastructure, in parallel provides a very valuable economy compared to its quality which is based on high technologic fully automated industry. The 600 series is available in 4 heights from 22U through to 47U, and in certain sizes a choice of depth is also available including 600, 800 and 1000mm options. Each cabinet is supplied as standard with a glass front door, steel rear panel and lift off steel side panels, all of which are lockable. The wide product height portfolio meets any U requirement in infrastructure needs. DYNAmic Basic series have a professional technical but aesthetic look with decorative Housing on the front door; the product range attracts the attention with the mostly environmentally fit and selected color of RAL 9005 Black, and RAL 7035 Light Grey, with fine wrinkle soft touch paint. The product range allows with 1000mm depth versions, usage in private / low density server and storage applications. Completely standard and stocked product portfolio, being delivered as un-assembled in flat pack, as shipping configuration the adjustable feet group is included. DYNAmic Basic series product range with optimal panel mounting size, and a variety range of accesorries enclose the whole expectation of users.

W600xD600mm



W600xD800mm



W600xD1000mm



CONSTRUCTION DETAILS:

Main Profile- Framework- Top/Bottom Cases and Roof:

Multi Folded Automated Bending technology applied corner profile system, provides a heavy duty structure results to high load capacity of: 600 kgs.

Monoblock multi folded top and bottom cases, tightly fixed to the framework with fixing hardware, fully modular system generated.

Top case has a ready Forced Ventilation (Fan Module) integration housing. Fan Module installation is from inside of enclosure.



There are 2 pcs Dummy PVC Plates closing the roof cable entry on top, at W600mm cabinets. Also at W800mm cabinets these dummy cover plates are located at both left and right side of the roof and bottom case. Only W600mm x D600mm roof is already integrated with brushed cable entry due to less space on roof combination with cable entry & Fan Module Housing.

Once needed, any of these 2pcs Dummy Plates can be removed, or both, in order to allow higher density cable insert to the enclosure.

As accessory a brush set is offered as 300x55mm size, whenever the cable entry required to be protection for the falling dust, this accessory can be use. See accessory section for request.

Bottom case integrated with a large knock-out plate, once cables to come from bottom easily removed and cables to insert. Once a better protection for cables needed, as well for dust entry, the knock-out provision can be replaced with the rubber edged sliding mechanism on the cable entry point at bottom with w=350mmxd=250mm. On rubber edged sliding mechanism max cable entry openning is w=350xd=150mm.

After inserting the cables, the rubber edged mechanism holds and fixes the cables in parallel preventing the cabinet from dust entry.



CONSTRUCTION DETAILS:

Access to enclosure:

Front door has a formed metal housing protecting the glass edges, full length smoked, shatterproof, antistatic, 4,0mm thickness glass with single point locking handled lock.

Decorative PVC Stripes charming the attraction with Green color for both RAL 7035 Light Grey Cabinets and for RAL 9005 Black cabinets.

Front door opening direction is set right to left, but reversible to left to right at site with removing the hinge system. Hinge System is spring loaded easy operating version, which allows you to remove the whole front door from cabinet in seconds.

Side Panels are lockable and removable with barrel style lock, Multifolded bending technology with 8 fold bending provides the rigidity. Easy mechanical locking of panel to main frame with snap capture system allows easy attachment of panels and easy removal in seconds while installation in process.

Rear Panels are lockable and removable with barrel style lock, Multifolded bending technology with 8 fold bending provides the rigidity. For best optimized cost conduction to customers, the rear panel designed and created with same mechanical concept and sizes of the side panels.



CONSTRUCTION DETAILS:

19" rails of DYNAmic Basic Series Free Standing cabinets are with automated silk-screen U numbering, depends on size 1U to 42U, same from top to bottom or bottom to top results to same U height selection. No matter from where you have started counting. 19" rails are 4 fold bending surfaces, 1,5mm thickness provides the high load capacities. The 19" rails are made of steel with 8-12 micron zinc plating for corrosion resistance. 19" rails are adjustable in depth. For easy adjustment purpose, no need to detach the screws, just ease the screws and slide them in the channels on the top/bottom chassis bends.



Side Horizontal Support Bar in depth; up to 26U the 19" rails are fixed to just to and bottom case. Higher than 26U the cabinets are integrated with 1 set (left/right), 1,5mm thickness Z type made of Steel + 8-12 micron zinc plated side horizontal support bar.

All design features provide 4 way access to your enclosure and equipments, easy to reach to enclosure and equipments for all infrastucture installations and maintenance needs.



19" DYNAmic Basic Free Standing Cabinets

Width: 600 mm.

Depth: 600 mm.

Width=600mm

Depth=600mm

Load Capacity: 600 kgs.

Standard Heights:

5 different U heights: 22U, 26U
32U, 42U, 47U

Standards, and Compliances:



ISO 9001:2008
Quality Management System

EN 61587 -1:2012
Mechanical Structures for
Electronic Equipment

IEC 297-1, 19" mounting
IEC 297-2 Overall cabinet dimensions



CE conform to
EN 60950-1:2006
Information Technology
Equipment – Safety – Part-1-
General Requirement




UL listed to
UL 2416, Outline of Investigation for
Audio/Video, Information and
Communication Technology Equipment
Cabinet, Enclosure and Rack Systems;
UL 60950-1 and CSA C22.2 NO.
60950-1-07, Information Technology
Equipment Safety Part 1: General
Requirements




Environment Friendly;
* ISO 14001 Environmental
Management System
* RoHS compliancy
* %100 Recyclable Material



Standard Colors:

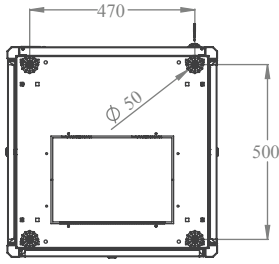


RAL 9005 Black

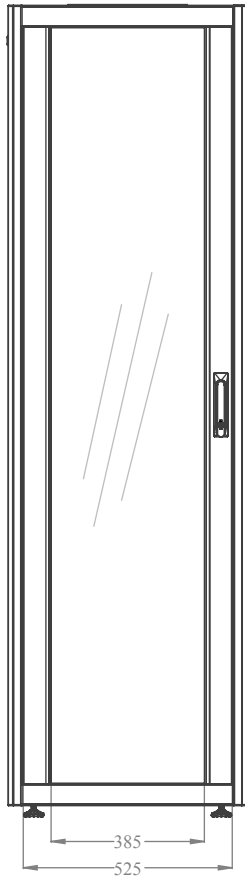


RAL 7035 Light Grey

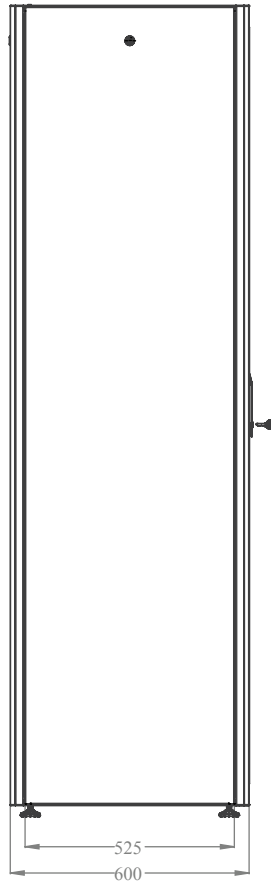
DYNAmic Basic series Networking Enclosures, with 19" w:600mm and d:600mm physical sizes, with max internal usable depth and 5 different height, gives a wide selection chart for users.




BOTTOM VIEW



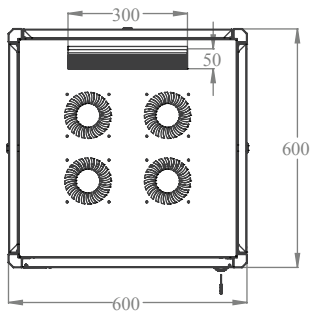
FRONT VIEW



SIDE VIEW



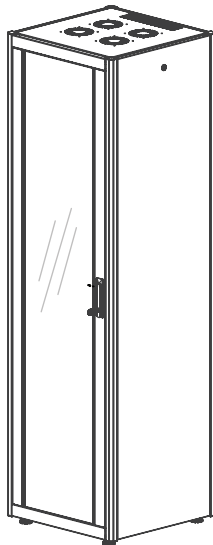
REAR VIEW



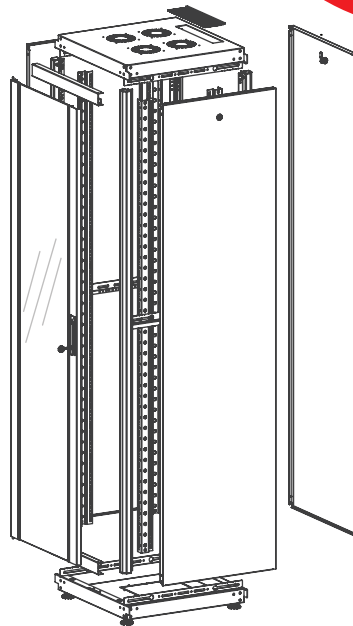
TOP VIEW

GENERAL
CONSTRUCTION

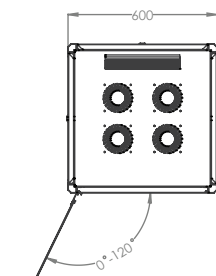
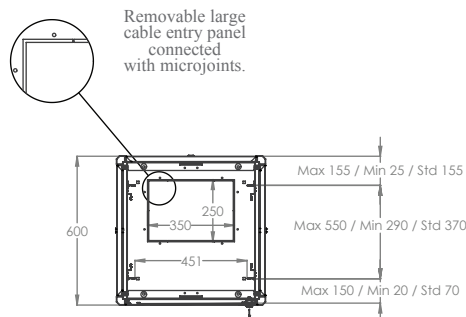
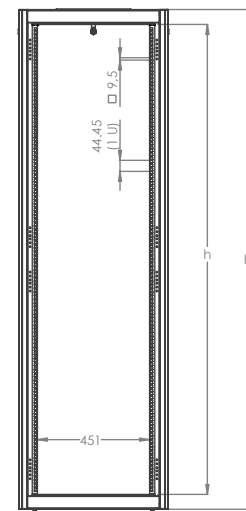
DRAWINGS



ISOMETRIC VIEW



EXPLODED VIEW


FRONT DOOR
OPENING ANGLE

MAX/STD/MIN
EQUIPMENT MOUNTING
DISTANCE

DIMENSIONS
IN
WIDTH AND HEIGHT

DYNAmic Basic Series Free Standing 19" Cabinets W=600mm D=600mm

ROOT Product Number ***	Product Description	Size WxDxH mm	HU size (U)	HU in mm	*H mm, overall without feet and/or castor	Width Overall mm	Width Rail to Rail mm	Depth Overall mm	**Depth Shipping Conf. Rail to Rail mm	QTY IN PACKAGE	ASSEMBLED PACKAGE DIMENSIONS WxDxH	Standard NET Weight of product kgs	Gross Weight of Products kgs
LN-DB22U6060-CC	22U 19" Free Standing Cabinet W=600mm D=600mm	600x600x1125	22U	978	1125	600	19"	600	370	1	680x680x1265	38	46
LN-DB26U6060-CC	26U 19" Free Standing Cabinet W=600mm D=600mm	600x600x1300	26U	1155	1300	600	19"	600	370	1	680x680x1440	45	53
LN-DB32U6060-CC	32U 19" Free Standing Cabinet W=600mm D=600mm	600x600x1560	32U	1422	1560	600	19"	600	370	1	680x680x1700	55	64
LN-DB42U6060-CC	42U 19" Free Standing Cabinet W=600mm D=600mm	600x600x2010	42U	1867	2010	600	19"	600	370	1	680x680x2150	72	82
LN-DB47U6060-CC	47U 19" Free Standing Cabinet W=600mm D=600mm	600x600x2099	47U	1956	2099	600	19"	600	370	1	680x680x2239	76	86

* Please add 30mm to H mm once used with Leveling Feet, add 80mm to H mm once used with castor set. ** See min and max Adjustable depth variations on drawings.

*** CC= LG for Light Grey RAL 7035 & BL for Black RAL 9005 for customers to define while ordering.

**** Unless defined delivery is in Flat Pack, Please add A notation to The Part number for assembled delivery ie. LN-DB22U6060-CC-A

***** The Logistical information provided in above chart is based on assembled product since packing details of flat-pack is changing based on transport vehicle and the delivery location. Please consider delivery notes, packing lists and recent data provided with the logistics services of Lande.

19" DYNAmic Basic Free Standing Cabinets

Width: 600 mm.
Depth: 800 mm.

Width=600mm
Depth=800mm

Load Capacity: 600 kgs.

Standard Heights:

5 different U heights: 22U, 26U
32U, 42U, 47U

Standards, and Compliances:



ISO 9001:2008
Quality Management System

EN 61587 -1:2012
Mechanical Structures for
Electronic Equipment

IEC 297-1, 19" mounting
IEC 297-2 Overall cabinet dimensions



CE conform to
EN 60950-1:2006
Information Technology
Equipment – Safety – Part-1-
General Requirement



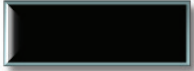
UL listed to
UL 2416, Outline of Investigation for
Audio/Video, Information and
Communication Technology Equipment
Cabinet, Enclosure and Rack Systems;
UL 60950-1 and CSA C22.2 NO.
60950-1-07, Information Technology
Equipment Safety Part 1: General
Requirements



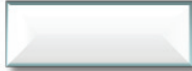
Environment Friendly;
* **ISO 14001** Environmental
Management System
* RoHS compliancy
* %100 Recyclable Material



Standard Colors:



RAL 9005 Black

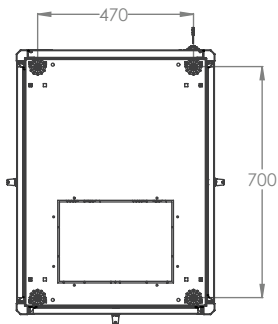


RAL 7035 Light Grey

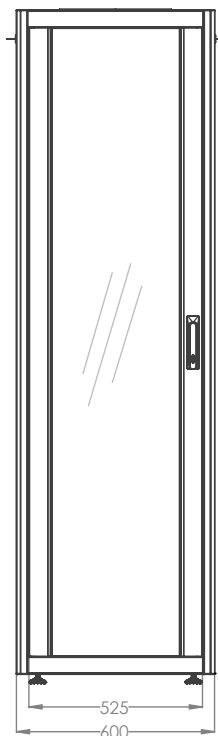
DYNAmic series Networking Enclosures, with 19" w:600mm
and d:800mm physical sizes, with max internal usable depth
and 5 different height, gives a wide selection chart for users.



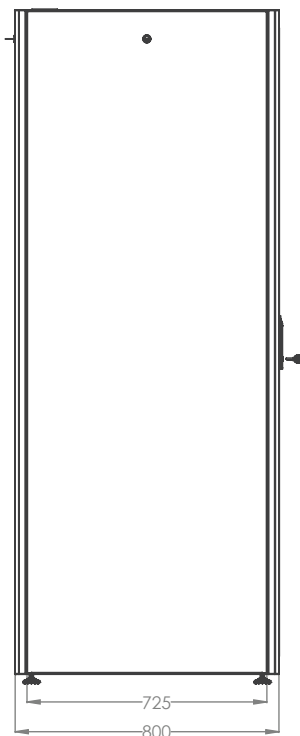
DRAWINGS




BOTTOM VIEW



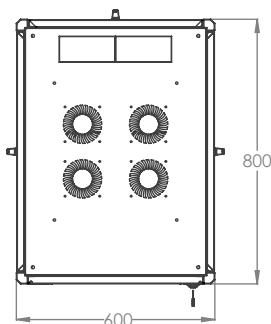
FRONT VIEW



SIDE VIEW

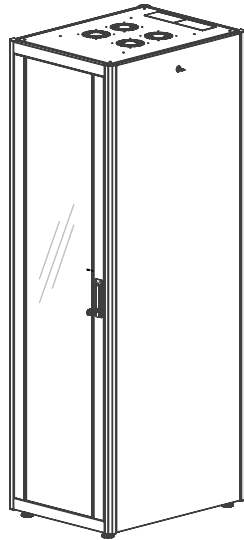


REAR VIEW

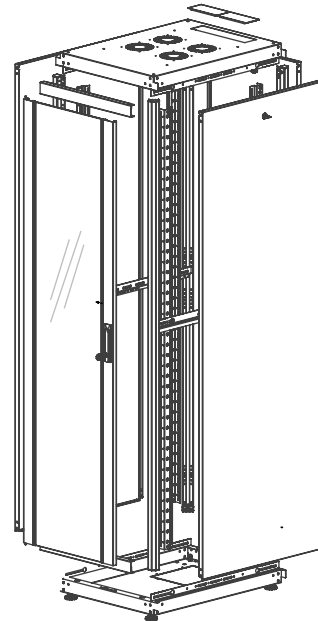


TOP VIEW

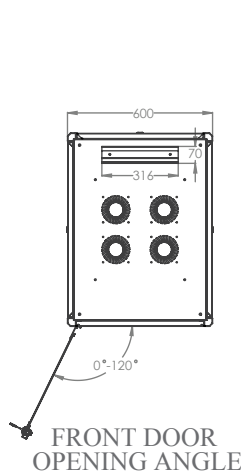
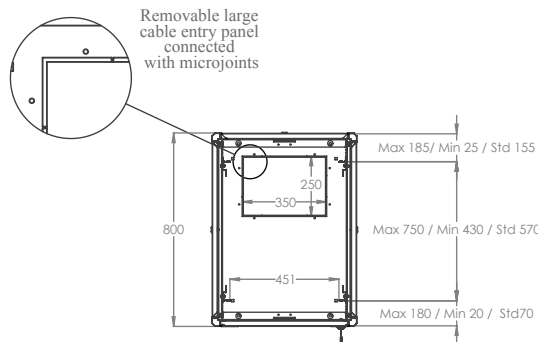
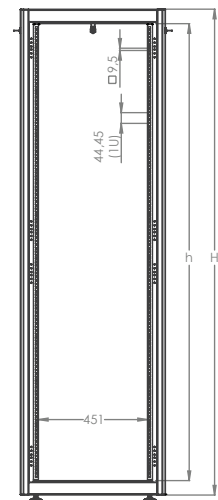
DRAWINGS



ISOMETRIC VIEW



EXPLODED VIEW


FRONT DOOR
OPENING ANGLE

MAX / STD / MIN
EQUIPMENT
MOUNTING DISTANCE

DIMENSIONS
IN
WIDTH AND HEIGHT

DYNAMIC Basic Series Free Standing 19" Cabinets W=600mm D=800mm

ROOT Product Number ***	Product Description	Size WXDxH mm	HU size (U)	HU in mm	*H mm, overall without feet and/or castor	Width Overall mm	Width Rail to Rail mm	Depth Overall mm	**Depth Shipping Conf. Rail to Rail mm	QTY IN PACK AGE	ASSEMBLED PACKAGE DIMENSIONS WXDxH	Standard NET Weight of product kgs	Gross Weight of Products kgs
LN-DB22U6080-CC	22U 19" Free Standing Cabinet W=600mm D=800mm	600x800x1125	22U	978	1125	600	19"	800	570	1	680x880x1265	43	52
LN-DB26U6080-CC	26U 19" Free Standing Cabinet W=600mm D=800mm	600x800x1300	26U	1155	1300	600	19"	800	570	1	680x880x1440	51	60
LN-DB32U6080-CC	32U 19" Free Standing Cabinet W=600mm D=800mm	600x800x1560	32U	1422	1560	600	19"	800	570	1	680x880x1700	63	72
LN-DB42U6080-CC	42U 19" Free Standing Cabinet W=600mm D=800mm	600x800x2010	42U	1867	2010	600	19"	800	570	1	680x880x2150	82	93
LN-DB47U6080-CC	47U 19" Free Standing Cabinet W=600mm D=800mm	600x800x2099	47U	1956	2099	600	19"	800	570	1	680x880x2239	87	98

* Please add 30mm to H mm once used with Leveling Feet, add 80mm to H mm once used with castor set. ** See min and max Adjustable depth variations on drawings.

*** CC= LG for Light Grey RAL 7035 & BL for Black RAL 9005 for customers to define while ordering.

**** Unless defined delivery is in Flat Pack, Please add A notation to The Part number for assembled delivery ie. LN-DB22U6080-CC-A

***** The Logistical information provided in above chart is based on assembled product since packing details of flat-pack is changing based on transport vehicle and the delivery location. Please consider delivery notes, packing lists and recent data provided with the logistics services of Lande.

19" DYNAmic Basic Free Standing Cabinets

Width: 600 mm.
Depth: 1000 mm.

Width=600mm
Depth=1000mm

Standard Heights:

3 different U heights:
26U, 36U, 42U

Load Capacity: 600 kgs.

Standards, and Compliances:



ISO 9001:2008
Quality Management System

EN 61587 -1:2012
Mechanical Structures for
Electronic Equipment

IEC 297-1, 19" mounting
IEC 297-2 Overall cabinet dimensions



CE conform to
EN 60950-1:2006
Information Technology
Equipment – Safety – Part-1-
General Requirement




UL listed to
UL 2416, Outline of Investigation for
Audio/Video, Information and
Communication Technology Equipment
Cabinet, Enclosure and Rack Systems;
UL 60950-1 and CSA C22.2 NO.
60950-1-07, Information Technology
Equipment Safety Part 1: General
Requirements




Environment Friendly;
* **ISO 14001** Environmental
Management System
* RoHS compliancy
* %100 Recyclable Material

Standard Colors:



RAL 9005 Black

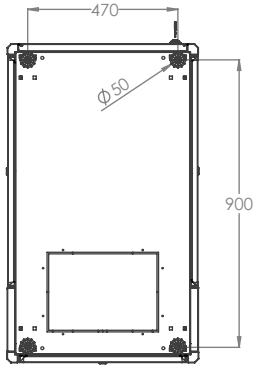


RAL 7035 Light Grey

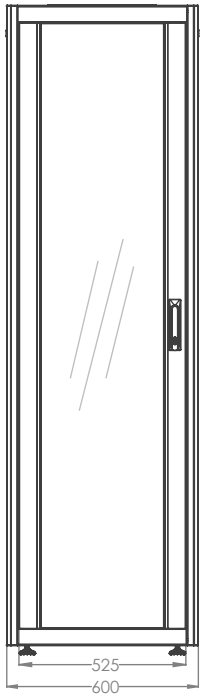
DYNAmic series Networking Enclosures, with 19" w:600mm
and d:1000mm physical sizes, with max internal usable depth
and 3 different heights.



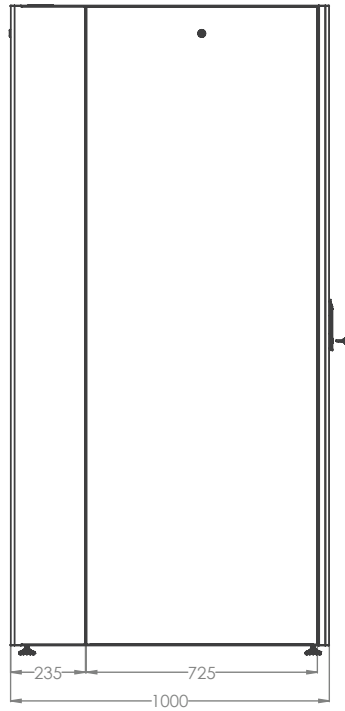
DRAWINGS




BOTTOM VIEW



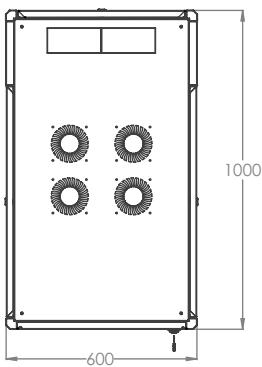
FRONT VIEW



SIDE VIEW

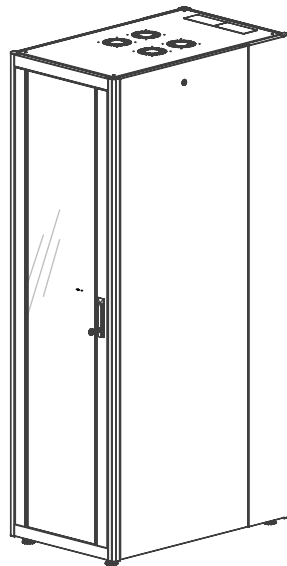


REAR VIEW

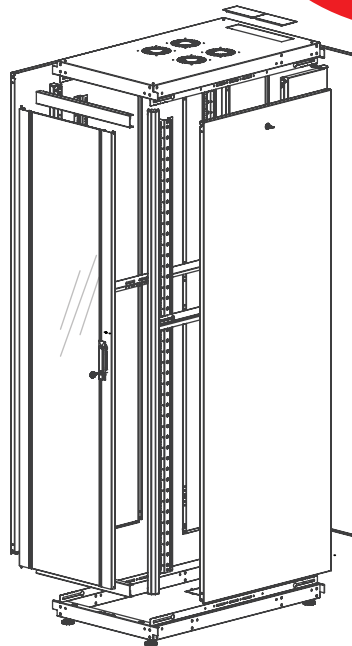


TOP VIEW

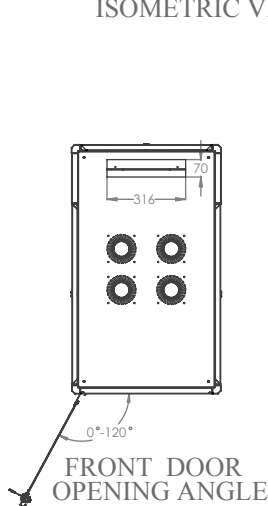
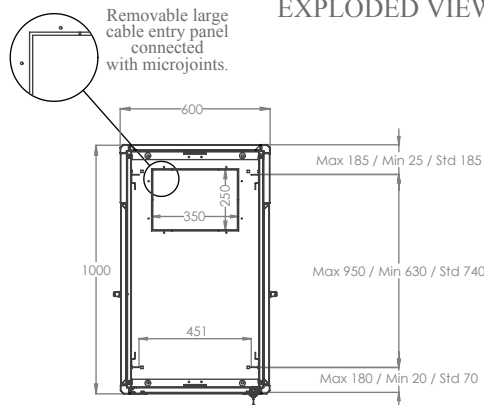
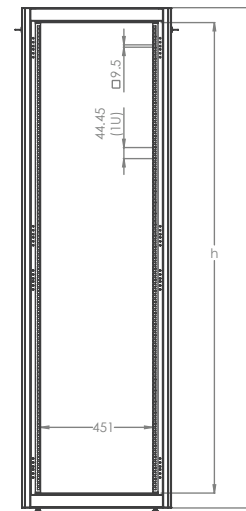
DRAWINGS



ISOMETRIC VIEW



EXPLODED VIEW


FRONT DOOR
OPENING ANGLE

MAX/STD/MIN
EQUIPMENT MOUNTING
DISTANCE

DIMENSIONS
IN
WIDTH AND HEIGHT

DYNAmic Basic Series Free Standing 19" Cabinets W=600mm D=1000mm

ROOT Product Number ***	Product Description	Size WxDxH mm	HU size (U)	HU in mm	*H mm, overall without feet and/or castor	Width Overall mm	Width Rail to Rail mm	Depth Overall mm	**Depth Shipping Conf. Rail to Rail mm	QTY IN PACKAGE	ASSEMBLED PACKAGE DIMENSIONS WxDxH	Standard NET Weight of product kgs	Gross Weight of Products kgs
LN-DB26U6010-CC	26U 19" Free Standing Cabinet W=600mm D=1000mm Glass front, panel style rear	600x1000x1300	26U	1155	1300	600	19"	1000	770	1	680x1080x1440	61	71
LN-DB36U6010-CC	36U 19" Free Standing Cabinet W=600mm D=1000mm Glass front, panel style rear	600x1000x1744	36U	1599	1744	600	19"	1000	770	1	680x1080x1884	91	100
LN-DB42U6010-CC	42U 19" Free Standing Cabinet W=600mm D=1000mm Glass front, panel style rear	600x1000x2010	42U	1867	2010	600	19"	1000	770	1	680x1080x2150	96	108

* Please add 30mm to H mm once used with Leveling Feet, add 80mm to H mm once used with castor set. ** See min and max Adjustable depth variations on drawings.

*** CC= LG for Light Grey RAL 7035 & BL for Black RAL 9005 for customers to define while ordering.

**** Unless defined delivery is in Flat Pack, Please add A notation to The Part number for assembled delivery ie. LN-DB26U6010-CC-A

***** The Logistical information provided in above chart is based on assembled product since packing details of flat-pack is changing based on transport vehicle and the delivery location. Please consider delivery notes, packing lists and recent data provided with the logistics services of Lande.

19" DYNAmic Basic Cabinets / W:800mm

W=800mm DYNAmic Basic Series Free Standing Cabinets are carrying the same constructional features of W=600mm segment with additional features for mass cabling infrastructure needs.

DYNAmic Basic series Networking Enclosures, provide maximum optimization resulted to an optimum performance in between quality and added value.

While product gives maximum performance on cabling and networking infrastructure, in parallel provides a very valuable economy compared to its quality which is based on high technologic fully automated industry.

The 800 series is available in 32 and 42U heights for D=800mm, and 42U height for D=1000mm. Each cabinet is supplied as standard with a glass front door, steel rear panel and lift off steel side panels, all of which are lockable.

DYNAmic Basic series have a professional technical but aesthetic look with decorative Housing on the front door; the product range attracts the attention with the mostly environmentally fit and selected color of RAL 9005 Black, and RAL 7035 Light Grey, with fine wrinkle soft touch paint.

The product range allows with 1000mm depth versions, usage in private / low density server and storage applications.

Completely standard and stocked product portfolio, being delivered as, un-assembled in flat-pack as shipping configuration the adjustable feet group is included.

DYNAmic Basic series product range with optimal panel mounting size, and a variety range of accesorries enclose the whole expectation of users.

W800xD800mm



W800xD1000mm



CONSTRUCTION DETAILS:

Main Profile- Framework- Top/Bottom Cases:


Multi Folded Automated Bending technology applied corner profile system, provides a heavy duty structure results to high load capacity of: 600 kgs.

Monoblock multi folded top and bottom cases, tightly fixed to the framework with fixing hardware, fully modular system generated.

Top case has a ready Forced Ventilation (Fan Module) integration housing.

Bottom case integrated with Wide cable entry point provides maximum versatility. The knock out panel style cable entry point at bottom with $w=350\text{mm} \times d=250\text{mm}$ allows large cabling infrastructure applications.

Additionally both on sides of top and bottom case, there is PVC Dummy plate covered cable entries 70x316mm are available. Once cables to be inserted these dummy plates to be removed. In case needed these dummy Plates could be replaced with brushed cable entry plates on site.



CONSTRUCTION DETAILS:

Access to enclosure:

Front door has a formed metal housing protecting the glass edges, full length smoked, shatterproof, antistatic, 4,0mm thickness glass with single point locking handled lock.

Decorative PVC Stripes charming the attraction with Green color for both RAL 7035 Light Grey Cabinets and for RAL 9005 Black cabinets.

Front door opening direction is set right to left, but reversible to left to right at site with removing the hinge system. Hinge System is spring loaded easy operating version, which allows you to remove the whole front door from cabinet in seconds.



Side Panels are lockable and removable with barrel style lock, Multifolded bending technology with 8 fold bending provides the rigidity. Easy mechanical locking of panel to main frame with snap capture system allows easy attachment of panels and easy removal in seconds while installation in process.

Rear Panels are lockable and removable with barrel style lock, Multifolded bending technology with 8 fold bending provides the rigidity. For best optimized cost conduction to customers, the rear panel designed and created with same mechanical concept and sizes of the side panels.



CONSTRUCTION DETAILS:

19" rails of DYNAmic Basic Series Free Standing cabinets are with automated silk-screen U numbering, depends on size 1U to 42U, same from top to bottom or bottom to top results to same U height selection. No matter from where you have started counting. 19" rails are 4 fold bending surfaces, 1,5mm thickness provides the high load capacities. The 19" rails are made of steel with 8-12 micron zinc plating for corrosion resistance. 19" rails are adjustable in depth. For easy adjustment purpose, no need to detach the screws, just ease the screws and slide them in the channels on the top/bottom chassis bends.



Side Horizontal Support Bar in depth; integrated with 1 set (left/right) , 1,5mm thickness Z type made of Steel + 8-12 micron zinc plated side horizontal support bar.

All design features provide 4 way access to your enclosure and equipments, easy to reach to enclosure and equipments for all infrastucture installations and maintenance needs.



19" DYNAmic Basic Free Standing Cabinets

Width: 800 mm.
Depth: 800 mm.

Width=800mm
Depth=800mm

Load Capacity: 600 kgs.

Standard Heights:

4 different U heights: 32U, 36U, 42U, 47U

Standards, and Compliances:



ISO 9001:2008
Quality Management System

EN 61587 -1:2012
Mechanical Structures for
Electronic Equipment

IEC 297-1, 19" mounting
IEC 297-2 Overall cabinet dimensions



CE conform to
EN 60950-1:2006
Information Technology
Equipment – Safety – Part-1-
General Requirement



UL listed to
UL 2416, Outline of Investigation for
Audio/Video, Information and
Communication Technology Equipment
Cabinet, Enclosure and Rack Systems;
UL 60950-1 and CSA C22.2 NO.
60950-1-07, Information Technology
Equipment Safety Part 1: General
Requirements




Environment Friendly;
* ISO 14001 Environmental
Management System
* RoHS compliancy
* %100 Recyclable Material



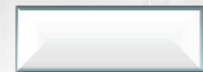
DYNAmic basic series Networking Enclosures, with 19" w:800mm and d:800mm physical sizes, with max internal usable depth, and 4 different height, gives a wide selection chart for users.

All W=800mm model cabinets are constructionally proper for the Vertical Cable Management systems. The Lande 800 wide segment designed with highly efficient and customer friendly vertical cable management panel.

Standard Colors:



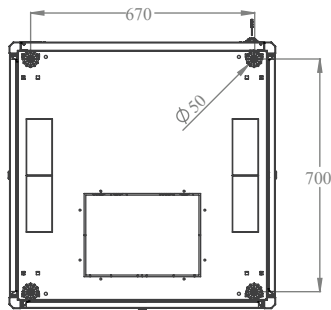
RAL 9005 Black



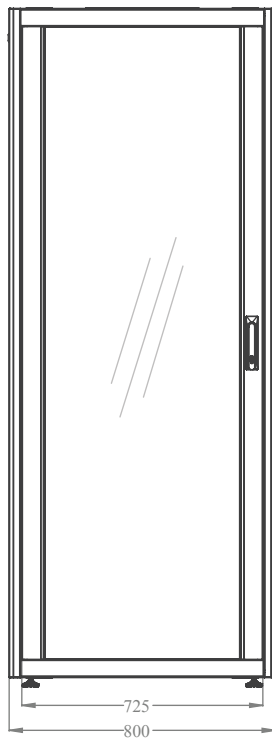
RAL 7035 Light Grey



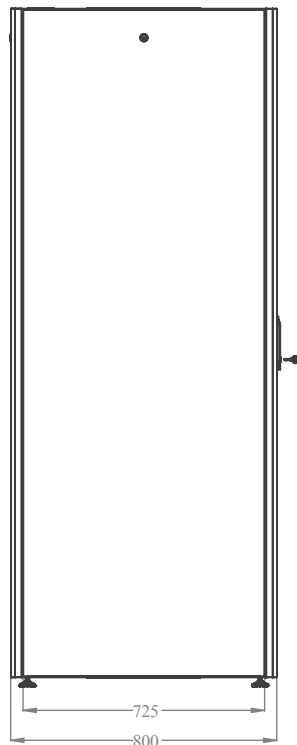
DRAWINGS




BOTTOM VIEW



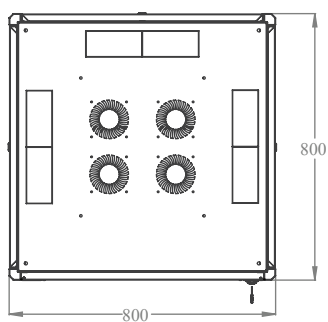
FRONT VIEW



SIDE VIEW

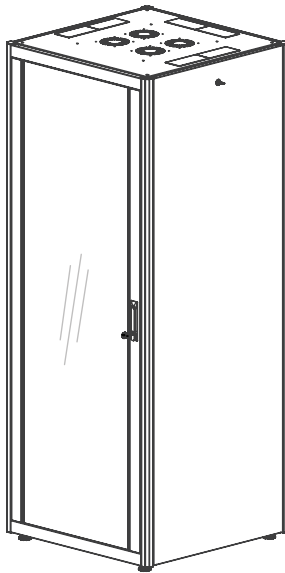


REAR VIEW

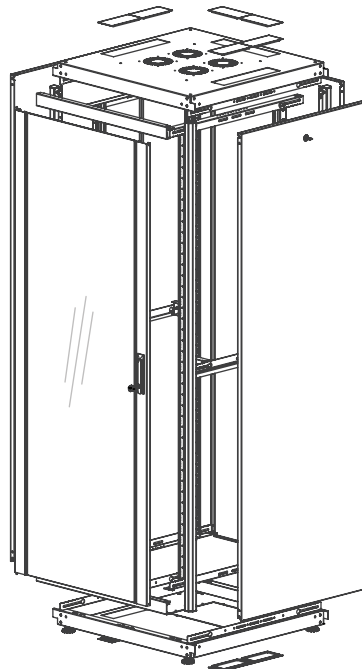


TOP VIEW

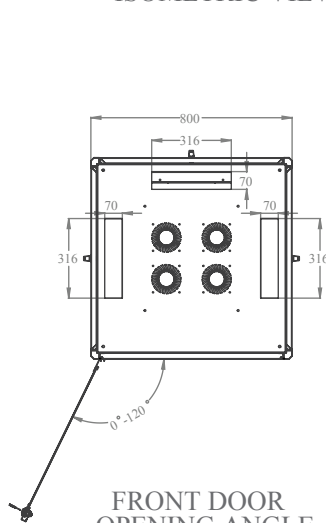
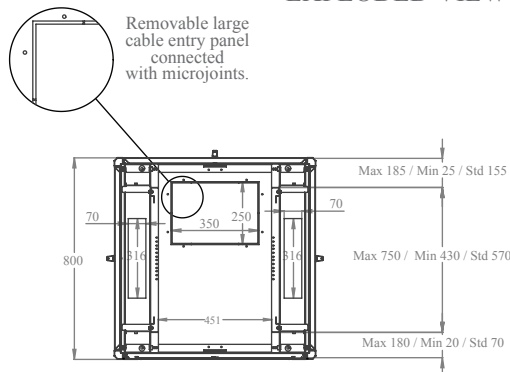
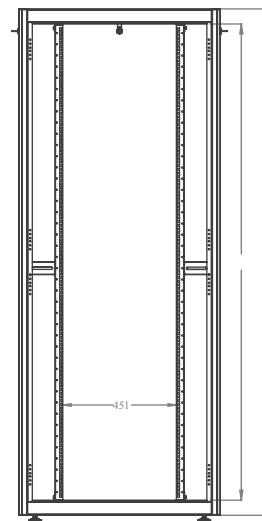
DRAWINGS



ISOMETRIC VIEW



EXPLODED VIEW


FRONT DOOR
OPENING ANGLE

MAX/STD/MIN
EQUIPMENT MOUNTING
DISTANCE

DIMENSIONS
IN
WIDTH AND HEIGHT

DYNAMIC Basic Series Free Standing 19" Cabinets W=800mm D=800mm

ROOT Product Number ***	Product Description	Size WxDxH mm	HU size (U)	HU in mm	*H mm, overall without feet and/or castor	Width Overall mm	Width Rail to Rail	Depth Overall mm	**Depth Shipping Conf. Rail to Rail mm	QTY IN PACKAGE	ASSEMBLED PACKAGE DIMENSIONS WxDxH	Standard NET Weight of product kgs	Gross Weight of Products kgs
LN-DB32U8080-CC	32U 19" Free Standing Cabinet W=800mm D=800mm	800x800x1560	32U	1422	1560	800	19"	800	570	1	880x880x1700	73	84
LN-DB36U8080-CC	36U 19" Free Standing Cabinet W=800mm D=800mm	800x800x1738	36U	1600	1738	800	19"	800	570	1	880x880x1878	83	94
LN-DB42U8080-CC	42U 19" Free Standing Cabinet W=800mm D=800mm	800x800x2010	42U	1867	2010	800	19"	800	570	1	880x880x2150	95	106
LN-DB47U8080-CC	47U 19" Free Standing Cabinet W=800mm D=800mm	800x800x2099	47U	1956	2099	800	19"	800	570	1	880x880x2239	101	112

* Please add 30mm to H mm once used with Leveling Feet, add 80mm to H mm once used with castor set. ** See min and max Adjustable depth variations on drawings.

*** CC= LG for Light Grey RAL 7035 & BL for Black RAL 9005 for customers to define while ordering.

**** Unless defined delivery is in Flat Pack, Please add A notation to The Part number for assembled delivery ie. LN-DB32U8080-CC-A

***** The Logistical information provided in above chart is based on assembled product since packing details of flat-pack is changing based on transport vehicle and the delivery location.

Please consider delivery notes, packing lists and recent data provided with the logistics services of Lande.

19" DYNAmic Basic Free Standing Cabinets

Width: 800 mm.
Depth: 1000 mm.

Width=800mm
Depth=1000mm

Load Capacity: 600 kgs.

Standard Heights:

42U height

Standards, and Compliances:



ISO 9001:2008
Quality Management System

EN 61587 -1:2012
Mechanical Structures for
Electronic Equipment

IEC 297-1, 19" mounting
IEC 297-2 Overall cabinet dimensions



CE conform to
EN 60950-1:2006
Information Technology
Equipment – Safety – Part-1-
General Requirement



UL listed to
UL 2416, Outline of Investigation for
Audio/Video, Information and
Communication Technology Equipment
Cabinet, Enclosure and Rack Systems;
UL 60950-1 and CSA C22.2 NO.
60950-1-07, Information Technology
Equipment Safety Part 1: General
Requirements




Environment Friendly;
* **ISO 14001** Environmental
Management System
* RoHS compliancy
* %100 Recyclable Material



DYNAmic series Networking Enclosures, with 19" w:800mm and d:1000mm physical sizes, with max internal usable depth, and 42U height.

All W=800mm model cabinets are constructionally proper for the Vertical Cable Management systems. The Lande 800 wide segment designed with highly efficient and customer friendly vertical cable management panel. Decorative Aluminium extruded snap locking front cover panel.

Standard Colors:



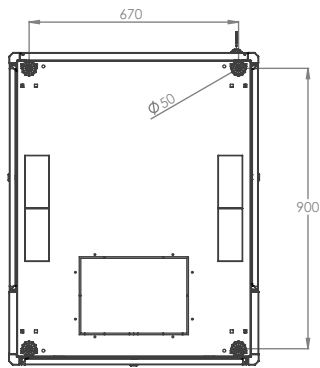
RAL 9005 Black



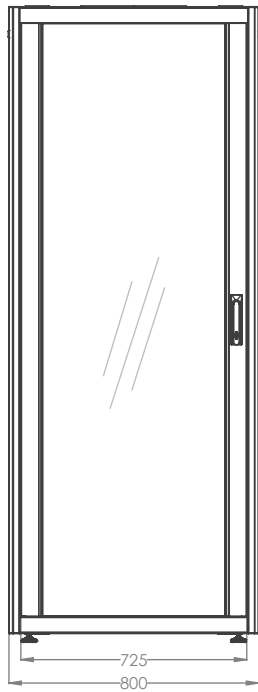
RAL 7035 Light Grey



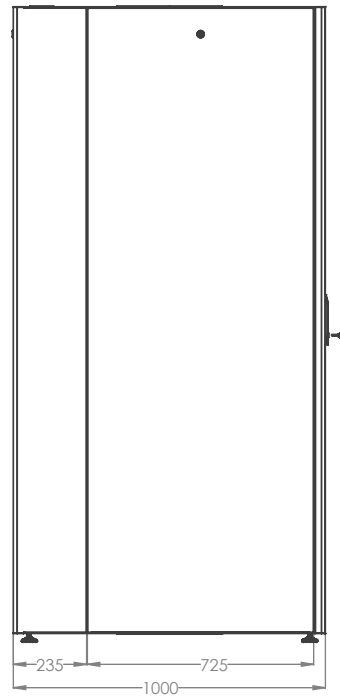
DRAWINGS




BOTTOM VIEW



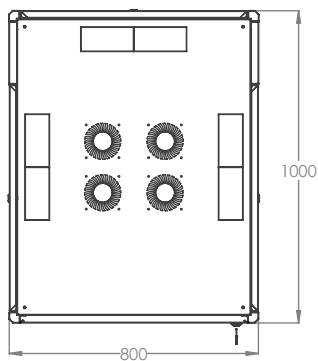
FRONT VIEW



SIDE VIEW

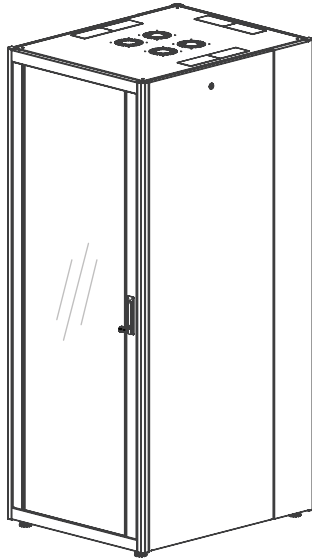


REAR VIEW

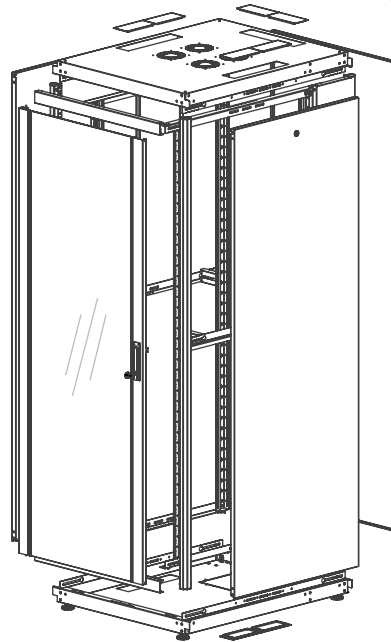


TOP VIEW

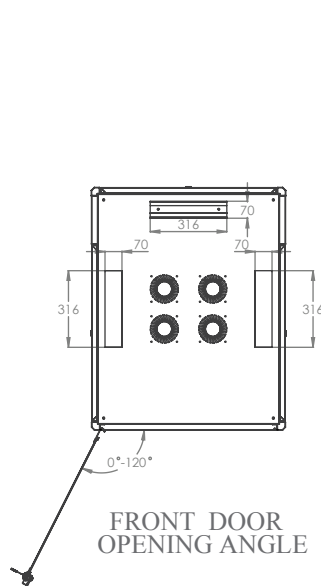
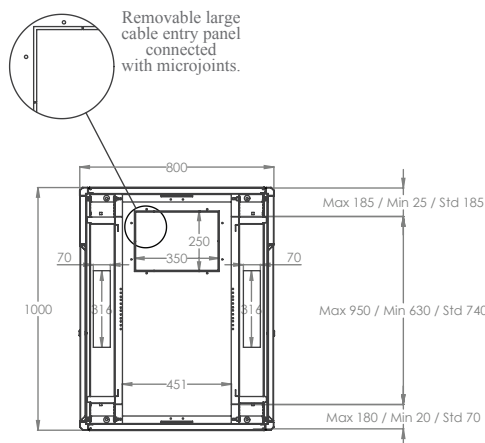
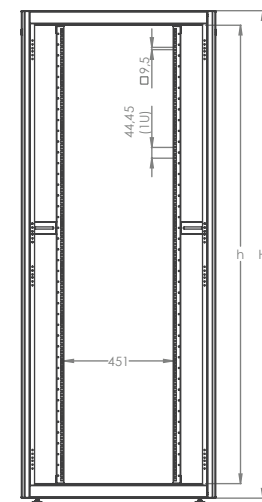
DRAWINGS



ISOMETRIC VIEW



EXPLODED VIEW


FRONT DOOR
OPENING ANGLE

MAX/STD/MIN
EQUIPMENT MOUNTING
DISTANCE

DIMENSIONS
IN
WIDTH AND HEIGHT

DYNAMIC Basic Series Free Standing 19" Cabinets W=800mm D=1000mm

ROOT Product Number ***	Product Description	Size WXDxH mm	HTU size (U)	HTU in mm	*H mm, overall without feet and/or castor	Width Overall mm	Width Rail to Rail mm	Depth Overall mm	**Depth Shipping Conf: Rail to Rail mm	QTY IN PACKAGE	ASSEMBLED PACKAGE DIMENSIONS WXDxH	Standard NET Weight of product kgs	Gross Weight of Products kgs
LN-DB42U8010-CC	42U 19" Free Standing Cabinet W=800mm D=1000mm Glass front, panel style rear	800x1000x2010	42U	1867	2010	800	19"	800	770	1	880x1080x2150	110	124

* Please add 30mm to H mm once used with Leveling Feet, add 80mm to H mm once used with castor set. ** See min and max Adjustable depth variations on drawings.

*** CC= LG for Light Grey RAL 7035 & BL for Black RAL 9005 for customers to define while ordering.

**** Unless defined delivery is in Flat Pack, Please add A notation to The Part number for assembled delivery ie. LN-DB42U8010-CC-A

***** The Logistical information provided in above chart is based on assembled product since packing details of flat-pack is changing based on transport vehicle and the delivery location. Please consider delivery notes, packing lists and recent data provided with the logistics services of Lande.

19" DYNAmic Basic Server Cabinets / W:600mm - D:1000mm

W=600mm D=1000mm DYNAmic Basic Series Server Cabinets

DYNAmic Basic series Server Cabinets, provide maximum optimization resulted to an optimum performance in between quality and added value.

While product gives maximum performance on servering and storage infrastructure, in parallel provides a very valuable economy compared to its quality which is based on high technologic fully automated industry.

The 600 series is available in 2 as 26U and 42U, with 1000mm depth.

Each cabinet is supplied as standard with a %63 perforated single piece monoblock front and rear door, steel rear panel and lift off steel side panels, all of which are lockable.

DYNAmic Basic series Server Cabinets have a professional technical but aesthetic look with decorative %63 perforated honey comb pattern. The product range attracts the attention with the mostly environmentally fit and selected color of RAL 9005 Black, and RAL 7035 Light Grey, with fine wrinkle soft touch paint.

Completely standard and stocked product portfolio, being delivered as un-assembled in flat pack, as shipping configuration the adjustable feet group is included.

DYNAmic Basic series server product range with optimal panel mounting size, and a variety range of accesories enclose the whole expectation of users.

W600xD1000mm



CONSTRUCTION DETAILS:


Main Profile- Framework- Top/Bottom Cases:

Multi Folded Automated Bending technology applied corner profile system, provides a heavy duty structure results to high load capacity of: 600 kgs.

Monoblock multi folded top and bottom cases, tightly fixed to the framework with fixing hardware, fully modular system generated.

Top case has a ready Forced Ventilation (Fan Module) integration housing.

Bottom case integrated with Wide cable entry point provides maximum versatility. The knock out panel style cable entry point at bottom with w=350mmxd=250mm allows large cabling infrastructure applications.



CONSTRUCTION DETAILS:

Access to enclosure:

Front door and rear doors are %63 perforated single piece monoblock front single point locking handled lock.

Colors are RAL 7035 Light Grey Cabinet and for RAL 9005 Black.

Front door opening direction is set right to left, but reversible to left to right at site with removing the hinge system. Hinge System is spring loaded easy operating version, which allows you to remove the whole front door from cabinet in seconds.

Side Panels are lockable and removable with barrel style lock, Multifolded bending technology with 8 fold bending provides the rigidity. Easy mechanical locking of panel to main frame with snap capture sytem allows easy attachment of panels and easy removal in seconds while installation in process.

Rear Panels are lockable and removable with barrel style lock, Multifolded bending technology with 8 fold bending provides the rigidity. For best optimized cost conduction to customers, the rear panel designed and created with same mechanical concept and sizes of the side panels.



CONSTRUCTION DETAILS:

19" rails of DYNAMIC Basic Series Server cabinets are with automated silk-screen U numbering, depends on size 1U to 42U, same from top to bottom or bottom to top results to same U height selection. No matter from where you have started counting. 19" rails are 4 fold bending surfaces, 1,5mm thickness provides the high load capacities. The 19" rails are made of steel with 8-12 micron zinc plating for corrosion resistance. 19" rails are adjustable in depth. For easy adjustment purpose, no need to detach the screws, just ease the screws and slide them in the channels on the top/bottom chassis bends.



Side Horizontal Support Bar in depth; 1 set (left/right), 1,5mm thickness Z type made of Steel + 8-12 micron zinc plated side horizontal support bar.

All design features provide 4 way access to your enclosure and equipments, easy to reach to enclosure and equipments for all infrastructure installations and maintenance needs.



Width=600mm
Depth=1000mm
Standard Heights:

3 different U heights: 26U, 36U, 42U

Standards, and Compliances:



ISO 9001:2008
Quality Management System

EN 61587 -1:2012
Mechanical Structures for
Electronic Equipment

IEC 297-1, 19" mounting
IEC 297-2 Overall cabinet dimensions



CE conform to
EN 60950-1:2006
Information Technology
Equipment – Safety – Part-1-
General Requirement



UL listed to
UL 2416, Outline of Investigation for
Audio/Video, Information and
Communication Technology Equipment
Cabinet, Enclosure and Rack Systems;
UL 60950-1 and CSA C22.2 NO.
60950-1-07, Information Technology
Equipment Safety Part 1: General
Requirements




Environment Friendly;
* **ISO 14001** Environmental
Management System
* RoHS compliancy
* %100 Recyclable Material

Load Capacity: 600 kgs.




DYNAmic series Networking Enclosures, with
19" w:600mm and d:1000mm physical sizes, with
max internal usable depth and 3 different heights.

Standard Colors:

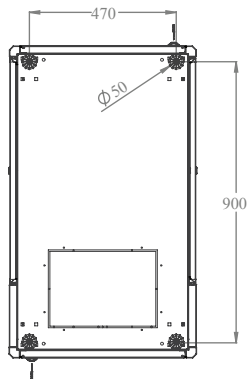


RAL 9005 Black

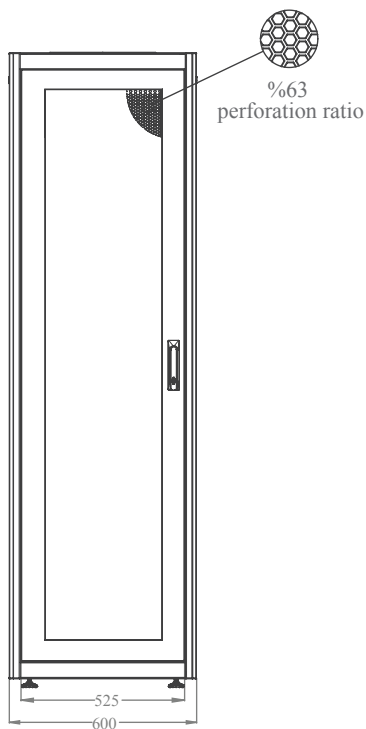


RAL 7035 Light Grey

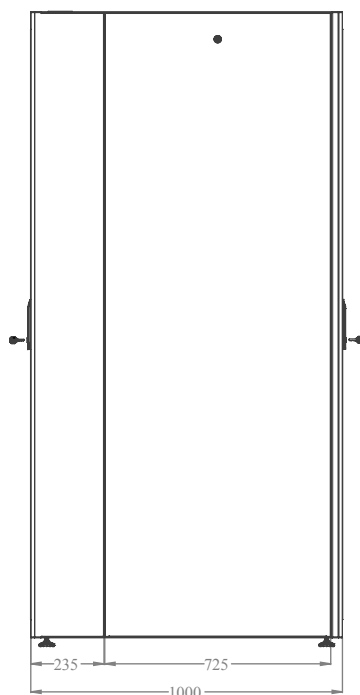
DRAWINGS



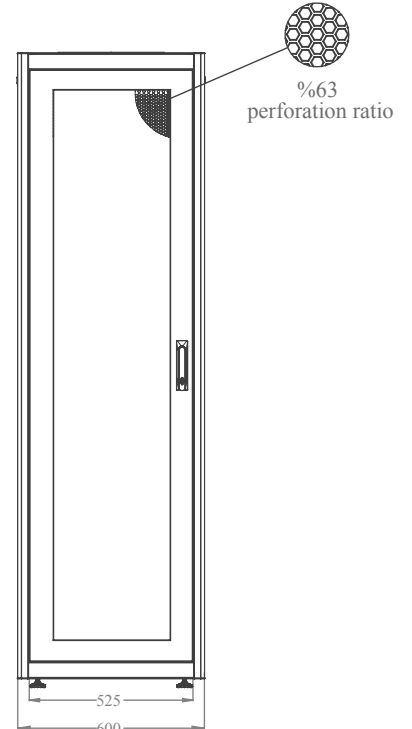
BOTTOM VIEW



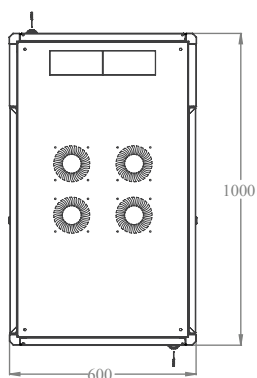
FRONT VIEW



SIDE VIEW

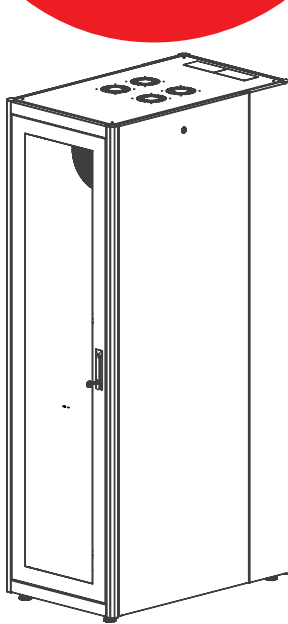


REAR VIEW

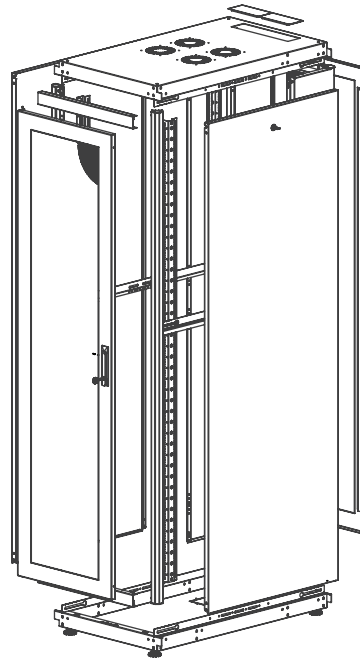


TOP VIEW

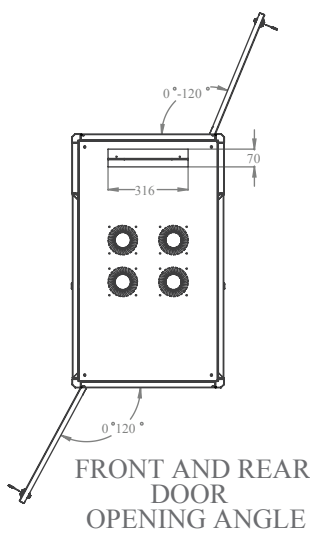
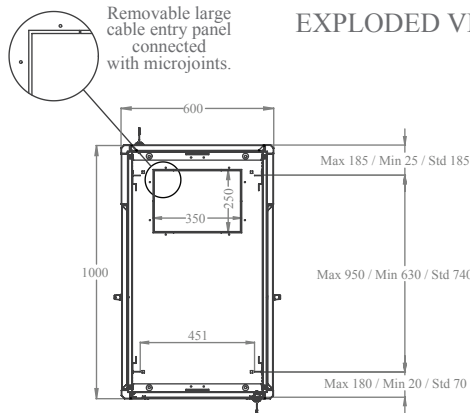
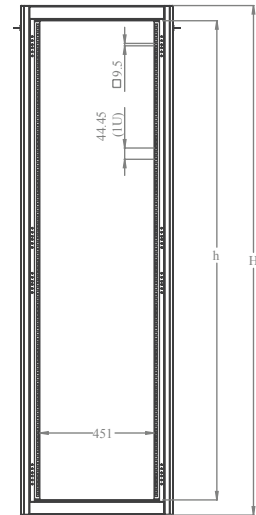
DRAWINGS



ISOMETRIC VIEW



EXPLODED VIEW


FRONT AND REAR
DOOR
OPENING ANGLE

MAX/STD/MIN
EQUIPMENT MOUNTING
DISTANCE

DIMENSIONS
IN
WIDTH AND HEIGHT

DYNAMIC Basic Series Free Standing Server 19" Cabinets W=600mm D=1000mm with perforated doors

ROOT Product Number ***	Product Description	Size WxDxH mm	HU size (U)	HU in mm	*H mm, overall without feet and/or castor	Width Overall mm	Width Rail to Rail	Depth Overall mm	**Depth Shipping Conf. Rail to Rail mm	QTY IN PACKAGE	ASSEMBLED PACKAGE DIMENSIONS WxDxH	Standard NET Weight of product kgs	Gross Weight of Products kgs
LN-DS26U6010-CC	26U 19" Free Standing Cabinet W=600mm D=1000mm Perforated % 63 front and rear doors	600x1000x1300	26U	1155	1300	600	19"	1000	770	1	680x1080x1440	59	69
LN-DS36U6010-CC	36U 19" Free Standing Cabinet W=600mm D=1000mm Perforated % 63 front and rear doors	600x1000x1744	36U	1599	1744	600	19"	1000	770	1	680x1080x1884	88	97
LN-DS42U6010-CC	42U 19" Free Standing Cabinet W=600mm D=1000mm Perforated % 63 front and rear doors	600x1000x2010	42U	1867	2010	600	19"	1000	770	1	680x1080x2150	94	105

* Please add 30mm to H mm once used with Leveling Feet, add 80mm to H mm once used with castor set.

** See min and max Adjustable depth variations on drawings.

*** CC= LG for Light Grey RAL 7035 & BL for Black RAL 9005 for customers to define while ordering.

**** Unless defined delivery is in Flat Pack, Please add A notation to The Part number for assembled delivery ie. LN-DS26U6010-CC-A

***** The Logistical information provided in above chart is based on assembled product since packing details of flat-pack is changing based on transport vehicle and the delivery location. Please consider delivery notes, packing lists and recent data provided with the logistics services of Lande.

19" DYNAmic Basic Server Cabinets / W:800mm- D:1000mm

W=800mm D=1000mm DYNAmic Basic Series Server Cabinets.

DYNAmic Basic series Server Cabinets, provide maximum optimization resulted to an optimum performance in between quality and added value.

While product gives maximum performance on servering and storage infrastructure, in parallel provides a very valuable economy compared to its quality which is based on high technologic fully automated industry.

The 800 series is available in 42U, with 1000mm depth.

Each cabinet is supplied as standard with a %63 perforated single piece monoblock front and rear door, steel rear panel and lift off steel side panels, all of which are lockable.

DYNAmic Basic series Server Cabinets have a professional technical but aesthetic look with decorative %63 perforated honey comb pattern. The product range attracts the attention with the mostly environmentally fit and selected color of RAL 9005 Black, and RAL 7035 Light Grey, with fine wrinkle soft touch paint.

Completely standard and stocked product portfolio, being delivered as un-assembled in flat pack, as shipping configuration the adjustable feet group is included.

DYNAmic Basic series server product range with optimal panel mounting size, and a variety range of accesories enclose the whole expectation of users.

W800xD1000mm



19" DYNAmic Basic Server Cabinets / W:800mm - D:1000mm

CONSTRUCTION DETAILS:

Main Profile- Framework- Top/Bottom Cases:


Multi Folded Automated Bending technology applied corner profile system, provides a heavy duty structure results to high load capacity of: 600 kgs.

Monoblock multi folded top and bottom cases, tightly fixed to the framework with fixing hardware, fully modular system generated.

Top case has a ready Forced Ventilation (Fan Module) integration housing.

Bottom case integrated with Wide cable entry point provides maximum versatility. The knock out panel style cable entry point at bottom with w=350mmxd=250mm allows large cabling infrastructure applications.

Additionally both on sides of top and bottom case, there is PVC Dummy plate covered cable entries 70x316mm are available. Once cables to be inserted these dummy plates to be removed. In case needed these dummy Plates could be replaced with brushed cable entry plates on site.



CONSTRUCTION DETAILS:

Access to enclosure:

Front door and rear doors are %63 perforated single piece monoblock front single point locking handled lock.

Colors are RAL 7035 Light Grey Cabinet and for RAL 9005 Black.

Front door opening direction is set right to left, but reversible to left to right at site with removing the hinge system. Hinge System is spring loaded easy operating version, which allows you to remove the whole front door from cabinet in seconds.

Side Panels are lockable and removable with barrel style lock, Multifolded bending technology with 8 fold bending provides the rigidity. Easy mechanical locking of panel to main frame with snap capture sytem allows easy attachment of panels and easy removal in seconds while installation in process.

Rear Panels are lockable and removable with barrel style lock, Multifolded bending technology with 8 fold bending provides the rigidity. For best optimized cost conduction to customers, the rear panel designed and created with same mechanical concept and sizes of the side panels.



CONSTRUCTION DETAILS:

19" rails of DYNAmic Basic Series Server cabinets are with automated silk-screen U numbering, depends on size 1U to 42U, same from top to bottom or bottom to top results to same U height selection. No matter from where you have started counting.

19" rails are 4 fold bending surfaces, 1,5mm thickness provides the high load capacities. The 19" rails are made of steel with 8-12 micron zinc plating for corrosion resistance. 19" rails are adjustable in depth. For easy adjustment purpose, no need to detach the screws, just ease the screws and slide them in the channels on the top/bottom chassis bends.



Side Horizontal Support Bar in depth; integrated with 1 set (left/right), 1,5mm thickness Z type made of Steel + 8-12 micron zinc plated side horizontal support bar

All design features provide 4 way access to your enclosure and equipments, easy to reach to enclosure and equipments for all infrastucture installations and maintenance needs.



19" DYNAmic Basic Free Standing Cabinets

Width: 800 mm.
Depth: 1000 mm.

Width=800mm
Depth=1000mm

Load Capacity: 600 kgs.

Standard Heights:

42U height:

Standards, and Compliances:



ISO 9001:2008
Quality Management System

EN 61587 -1:2012
Mechanical Structures for
Electronic Equipment

IEC 297-1, 19" mounting
IEC 297-2 Overall cabinet dimensions



CE conform to
EN 60950-1:2006
Information Technology
Equipment – Safety – Part-1-
General Requirement



UL listed to
UL 2416, Outline of Investigation for
Audio/Video, Information and
Communication Technology Equipment
Cabinet, Enclosure and Rack Systems;
UL 60950-1 and CSA C22.2 NO.
60950-1-07, Information Technology
Equipment Safety Part 1: General
Requirements



Environment Friendly;
* **ISO 14001** Environmental
Management System
* RoHS compliancy
* %100 Recyclable Material


DYNAmic series Networking Enclosures, with 19" w:800mm and d:1000mm physical sizes, with max internal usable depth, and 2 different heights.

All W=800mm model cabinets are constructionally proper for the Vertical Cable Management panels.

Standard Colors:



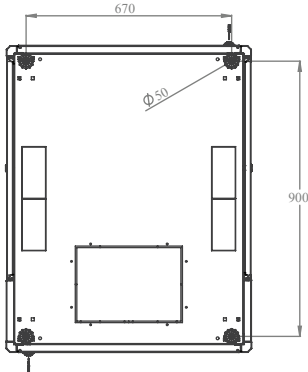
RAL 9005 Black




RAL 7035 Light Grey



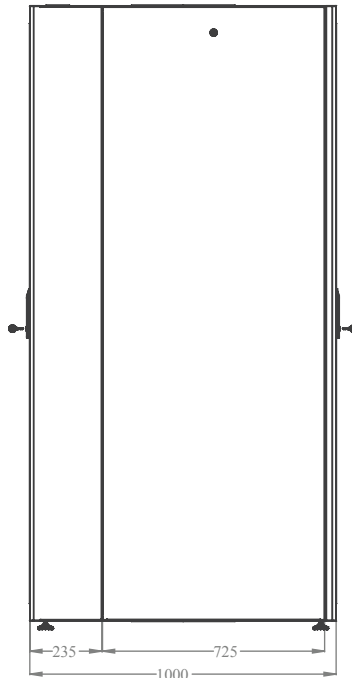
DRAWINGS



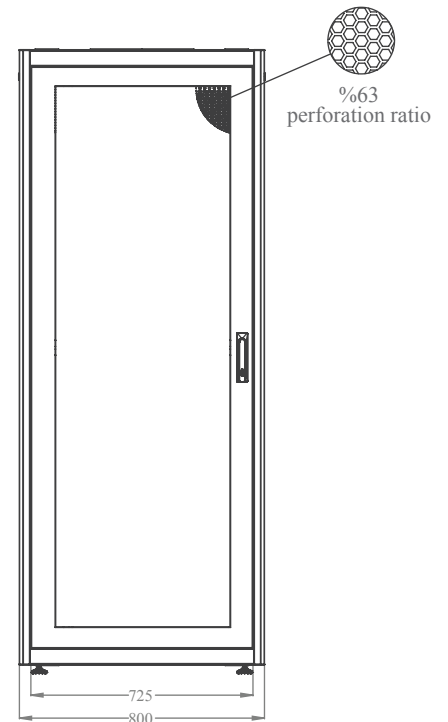
BOTTOM VIEW



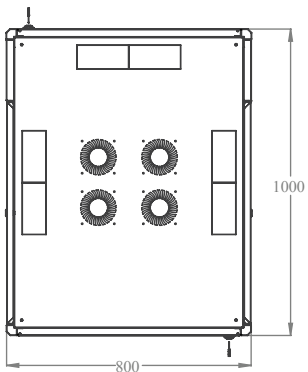
FRONT VIEW



SIDE VIEW

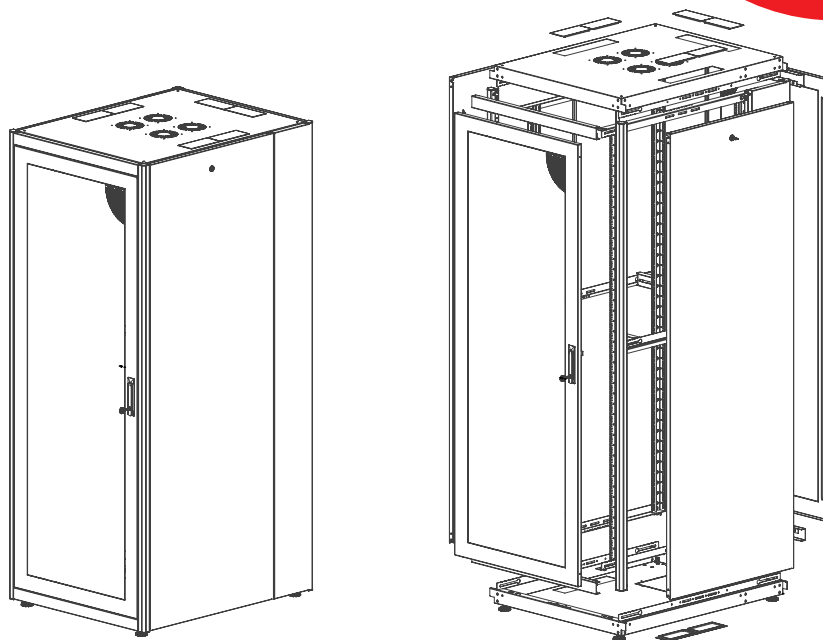


REAR VIEW



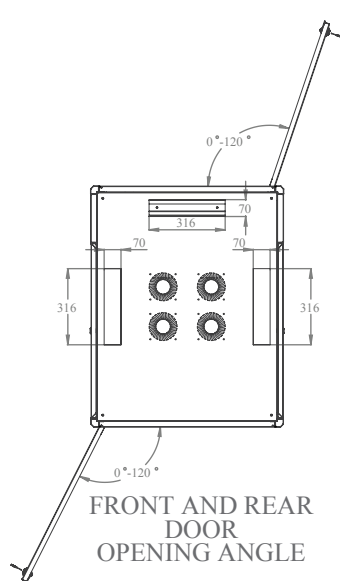
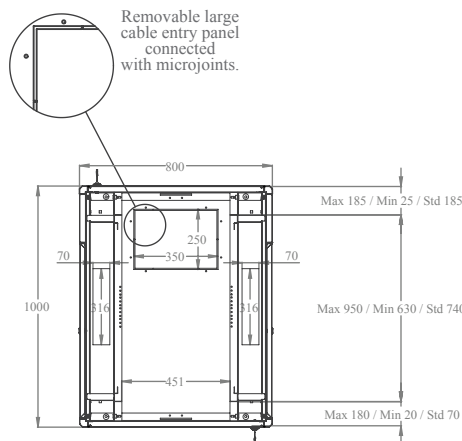
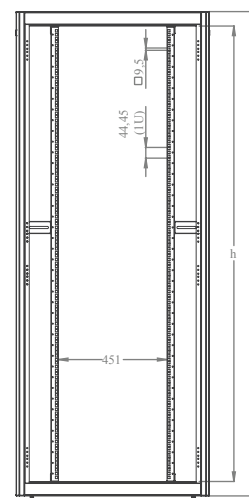
TOP VIEW

DRAWINGS



ISOMETRIC VIEW

EXPLODED VIEW


FRONT AND REAR
DOOR
OPENING ANGLE

MAX/STD/MIN
EQUIPMENT MOUNTING
DISTANCE

DIMENSIONS
IN
WIDTH AND HEIGHT

DYNAMIC Basic Series Free Standing 19" Cabinets W=800mm D=1000mm with perforated doors

ROOT Product Number ***	Product Description	Size WXDxH mm	HU size (U)	HU in mm	*H mm, overall without feet and/or castor	Width Overall mm	Width Rail to Rail mm	Depth Overall mm	**Depth Shipping Conf. Rail to Rail mm	QTY IN PACKAGE	ASSEMBLED PACKAGE DIMENSIONS WXDxH	Standard NET Weight of product kgs	Gross Weight of Products kgs
LN-DS42U8010-CC	42U 19" Free Standing Cabinet W=800mm D=1000mm Perforated % 63 front and rear doors	800x1000x2010	42U	1867	2010	800	19"	800	770	1	880x1080x2150	108	122

* Please add 30mm to H mm once used with Leveling Feet, add 80mm to H mm once used with castor set. ** See min and max Adjustable depth variations on drawings.

*** CC= LG for Light Grey RAL 7035 & BL for Black RAL 9005 for customers to define while ordering.

**** Unless defined delivery is in Flat Pack, Please add A notation to The Part number for assembled delivery ie. LN-DS42U8010-CC-A

***** The Logistical information provided in above chart is based on assembled product since packing details of flat-pack is changing based on transport vehicle and the delivery location. Please consider delivery notes, packing lists and recent data provided with the logistics services of Lande.

19" DYNAmic Basic Cabinets Flat Pack Delivery

WHY FLAT PACK; WHAT MAKES SENSE in DYNAmic BASIC!

Delivery of Dynamic Basic, configured as Flat Pack for reducing cost of logistics, comparatively 3 times higher qty can be stacked in transport vehicles which allows 3 times less logistical cost.

Customer friendly assembly, fully modular construction, zero risk of error design for customer assembly (all potential assembly mistakes are avoided), less operation and labour cost while assembly operation to be performed.

Allowing better cost scheme in projects, since the infrastructure installer or customer might operate the assembly operation at site. Thus narrow doors, unavailability of goods-hoist and staircases are no more a problem.

No special assembly tool required.

Re-used Packing Material after assembly incase a second step delivery to be operated.

For customers who are performing the assembly in its own stocking locations, or full palletized delivery to the project site, OPTION A, Flat Packing Delivery with just carboard protection and wooden shelving in between the boxes on palette offered. In this concept each Dynamic Basic cabinet is consist of 2 pack/palette Pack A, all Vertical Parts, Panels, Profiles Pack B, Top and Bottom Cases.

For customers which is delivering the product, piece by piece to its distribution Network, without assembling the product before delivery, OPTION B, Flat Packing Delivery with cardboard protection and overall wooden crate packing is offered.

OPTION A PACKING- Showing PACK and PACK B



OPTION A PACKING - BEFORE HIGH STACK



OPTION A PACKING- AFTER HIGH STACK



*** In option-A Stacking- up to 16 sets of cabinets
Can be palletized due to distance of delivery and available height inside transport vehicle (truck/container)

OPTION B PACKING



*** In option B Stacking- up to 12 sets of cabinets
Can be palletized due to distance of delivery and available height inside transport vehicle (truck/container)

19" DYNAMIC Basic Free Standing and DYNAMIC Basic Server Cabinets

Frequent Used Accessory Selection Chart



Frequent Used Accessories DYNAMIC Basic Series Free Standing Cabinets Sizes w:width mm d:depth mm

	w:600xd:600	w:600xd:800	w:600xd:1000	w:800xd:800	w:800xd:1000
Fixed Shelves compatible with only Lande Cabinet	LN-RAF-SBT-D600-CC	LN-RAF-SBT-D800-CC	LN-RAF-SBT-D100-CC	LN-RAF-SBT-D800-CC	LN-RAF-SBT-D100-CC
Fixed Shelves Universal Multivendor	LN-RAF-SBT-D600-CC-UNV	LN-RAF-SBT-D800-CC-UNV	LN-RAF-SBT-D100-CC-UNV	LN-RAF-SBT-D800-CC-UNV	LN-RAF-SBT-D100-CC-UNV
Heavy Duty Fixed Shelves	-	-	LN-RAF-SBA-D100-CC	-	LN-RAF-SBA-D100-CC

**CC is color code: please insert BL for Black and LG for Light Grey on the part numbers while creating order



Frequent Used Accessories DYNAMIC Basic Series Free Standing Cabinets Sizes w:width mm d:depth mm

	w:600xd:600	w:600xd:800	w:600xd:1000	w:800xd:800	w:800xd:1000
Sliding Shelves	LN-RAF-HRK-D600-CC	LN-RAF-HRK-D800-CC	-	LN-RAF-HRK-D800-CC	-
Heavy Duty Sliding Shelves	-	-	LN-RAF-HRA-D100-CC	-	LN-RAF-HRA-D100-CC

**CC is color code: please insert BL for Black and LG for Light Grey on the part numbers while creating order



Frequent Used Accessories DYNAMIC Basic Series Free Standing Cabinets Sizes w:width mm d:depth mm

	w:600xd:600	w:600xd:800	w:600xd:1000	w:800xd:800	w:800xd:1000
2 fan Units on/off switched	LN-FAN-ONF-2FFS-CC	LN-FAN-ONF-2FFS-CC	LN-FAN-ONF-2FFS-CC	LN-FAN-ONF-2FFS-CC	LN-FAN-ONF-2FFS-CC
2 fan Units with Thermostatic control Unit	LN-FAN-THM-2FFS-CC	LN-FAN-THM-2FFS-CC	LN-FAN-THM-2FFS-CC	LN-FAN-THM-2FFS-CC	LN-FAN-THM-2FFS-CC
4 fan Units on/off switched	LN-FAN-ONF-4FFS-CC	LN-FAN-ONF-4FFS-CC	LN-FAN-ONF-4FFS-CC	LN-FAN-ONF-4FFS-CC	LN-FAN-ONF-4FFS-CC
4 fan Units with Thermostatic control Unit	LN-FAN-THM-4FFS-CC	LN-FAN-THM-4FFS-CC	LN-FAN-THM-4FFS-CC	LN-FAN-THM-4FFS-CC	LN-FAN-THM-4FFS-CC
Horizontal Cable Management Panel 19" 1U 5 rings	LN-KDG-YKD-1UKN-CC	LN-KDG-YKD-1UKN-CC	LN-KDG-YKD-1UKN-CC	LN-KDG-YKD-1UKN-CC	LN-KDG-YKD-1UKN-CC

**CC is color code: please insert BL for Black and LG for Light Grey on the part numbers while creating order

19" DYNAMIC Basic Free Standing and DYNAMIC Basic Server Cabinets Frequent Used Accessory Selection Chart



Frequent Used Accessories DYNAMIC Basic Series Free Standing Cabinets Sizes w:width mm d:depth mm

	w:600xd:600	w:600xd:800	w:600xd:1000	w:800xd:800	w:800xd:1000
Vertical Cable Manager	-	-	-	LN-KDG-ORG-xxEU-CC	LN-KDG-ORG-xxEU-CC

** CC= Color Code, LG Light Grey RAL 7035, BL Black RAL 9005, customers to define while ordering.

***XX is the U height of Vertical cable manager, according to selected height of cabinet, please define U height while creating order.



Frequent Used Accessories DYNAMIC Basic Series Free Standing Cabinets Sizes w:width mm d:depth mm

	w:600xd:600	w:600xd:800	w:600xd:1000	w:800xd:800	w:800xd:1000
Caster Group 2 w/breakers 2 wo/breakers	LN-ZMN-TKR-5525-XX	LN-ZMN-TKR-5525-XX	LN-ZMN-TKR-5525-XX	LN-ZMN-TKR-5525-XX	LN-ZMN-TKR-5525-XX



Frequent Used Accessories DYNAMIC Basic Series Free Standing Cabinets Sizes w:width mm d:depth mm

	w:600xd:600	w:600xd:800	w:600xd:1000	w:800xd:800	w:800xd:1000
PDU 6 way BS1363 UK type with on/off switch	LN-PRZ-ONF-1U6P-UK	LN-PRZ-ONF-1U6P-UK	LN-PRZ-ONF-1U6P-UK	LN-PRZ-ONF-1U6P-UK	LN-PRZ-ONF-1U6P-UK



Frequent Used Accessories DYNAMIC Basic Series Free Standing Cabinets Sizes w:width mm d:depth mm

	w:600xd:600	w:600xd:800	w:600xd:1000	w:800xd:800	w:800xd:1000
Mounting Hardware, Fixing M6 Cage nut set of 20	LN-DGR-KFS-M620-XX	LN-DGR-KFS-M620-XX	LN-DGR-KFS-M620-XX	LN-DGR-KFS-M620-XX	LN-DGR-KFS-M620-XX